

The Senior Exit Survey was administered online to Fulton County Schools' 12th graders during Spring 2011. Topics covered included high school experience, postsecondary plans, college preparation and career preparation. The response rate for Milton High School was 93% (553 seniors responded).

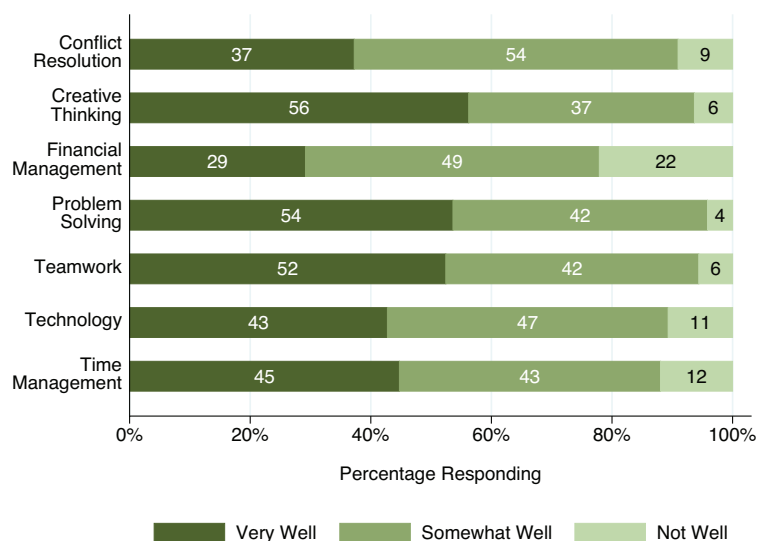
## HIGH SCHOOL EXPERIENCE

**Please rate the quality of instruction that you feel you received in high school in the following areas:**

|                                |            |
|--------------------------------|------------|
| <b>English Language Arts</b>   | <b>96%</b> |
| Math                           | 94%        |
| Science                        | 93%        |
| Social Studies                 | 95%        |
| Health/Physical Education      | 92%        |
| Career and Technical Education | 92%        |
| Computers and Technology       | 90%        |
| Fine Arts (Music, Art, Drama)  | 95%        |
| World Language                 | 80%        |

Note: Percentage responding Good or Excellent.

**How well did your high school help you develop skills in the following areas?**

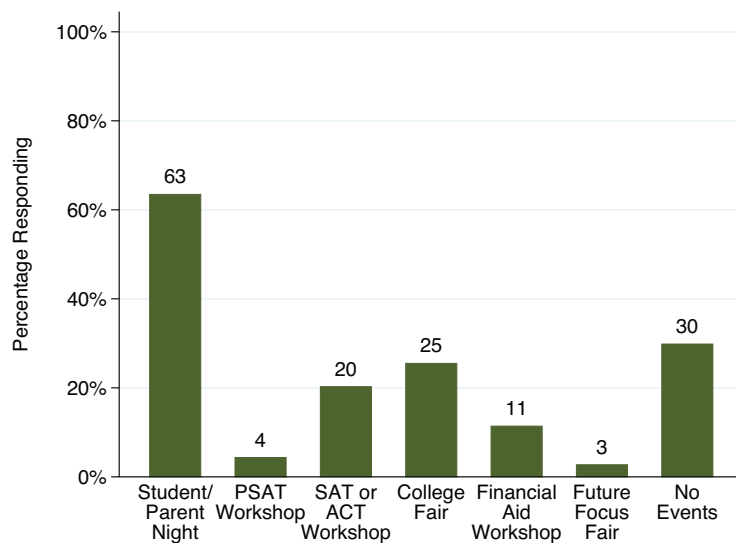


**Please indicate areas in which you would have liked more assistance during high school:**

|                                    |            |
|------------------------------------|------------|
| Orientation as a new student       | 12%        |
| Course selection and scheduling    | 33%        |
| Study skills                       | 31%        |
| Test taking skills                 | 31%        |
| Time management                    | 26%        |
| Career information and options     | 35%        |
| <b>College application process</b> | <b>50%</b> |
| Military options                   | 7%         |

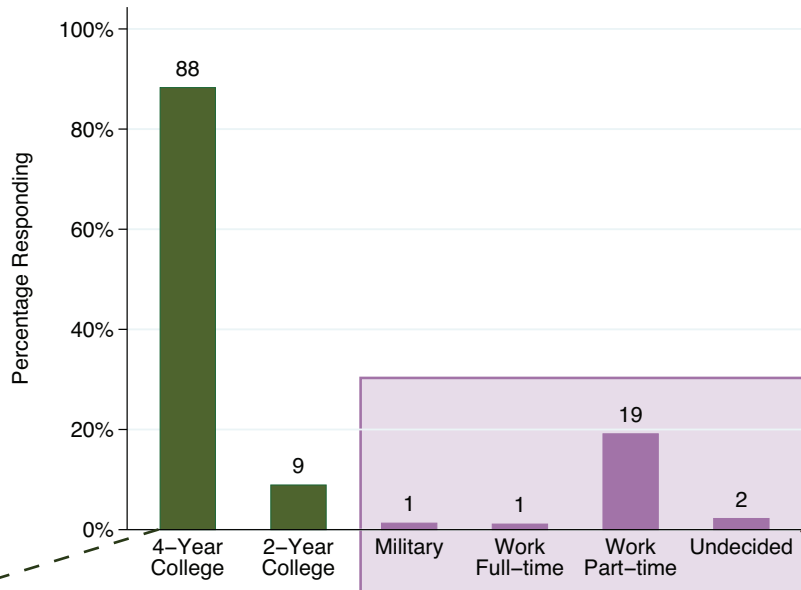
Note: Totals to more than 100% because students were asked to select all that applied.

**Which of these events did you or your parent/guardian attend?**



# POSTSECONDARY PLANS

## What do you plan to do in the Fall of 2011?



Note: Students could select more than one option. If both a 2-year and 4-year college were indicated, the student was placed in the 4-year category. Only graduates were included (N=538).

### Most common 4-year colleges/ universities students plan to attend in the Fall of 2011:

|                                      |            |
|--------------------------------------|------------|
| <b>University of Georgia</b>         | <b>19%</b> |
| Georgia Southern University          | 9%         |
| Georgia Institute of Technology      | 9%         |
| Kennesaw State University            | 7%         |
| Georgia College and State University | 6%         |
| Auburn University                    | 4%         |

Note: Only students who provided the name of their intended postsecondary institution were included (N=445).

### Most common reasons students do not plan to pursue further education after high school graduation:

|                                      |            |
|--------------------------------------|------------|
| <b>Cannot afford</b>                 | <b>33%</b> |
| Don't like school                    | 27%        |
| Need income to support myself/others | 27%        |
| Other                                | 27%        |

Note: Students were asked to select all that apply. This question applied only to students who do not plan to attend a postsecondary institution this Fall (N=15).

### Most common 2-year colleges or vocational/technical schools students plan to attend in the Fall of 2011:

|                                  |            |
|----------------------------------|------------|
| <b>Georgia Perimeter College</b> | <b>59%</b> |
| Gainesville State College        | 5%         |

Note: Only students who provided the name of their intended postsecondary institution were included (N=41).

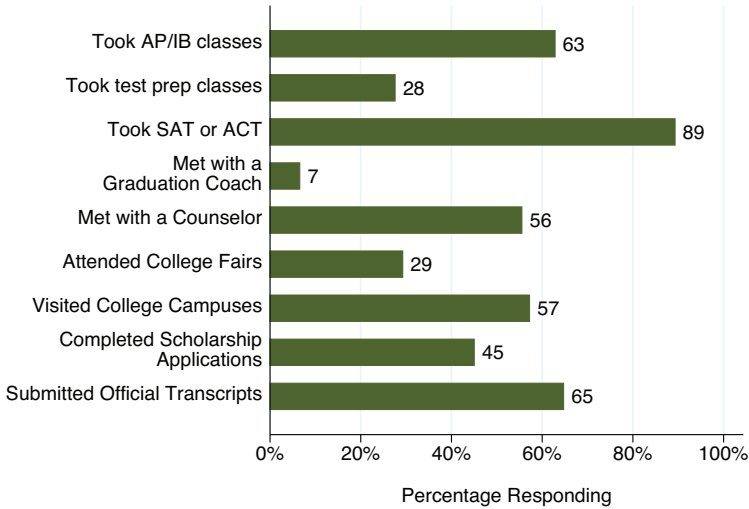
### Do you intend to pursue further education at a later date?

|                       |            |
|-----------------------|------------|
| <b>Definitely Yes</b> | <b>67%</b> |
| Probably Yes          | 20%        |
| Don't Know            | 7%         |
| Probably No           | 0%         |
| Definitely No         | 7%         |

Note: This question applied only to students who do not plan to attend a postsecondary institution this Fall (N=15).

# COLLEGE PREPARATION

## How did you prepare for your postsecondary education?

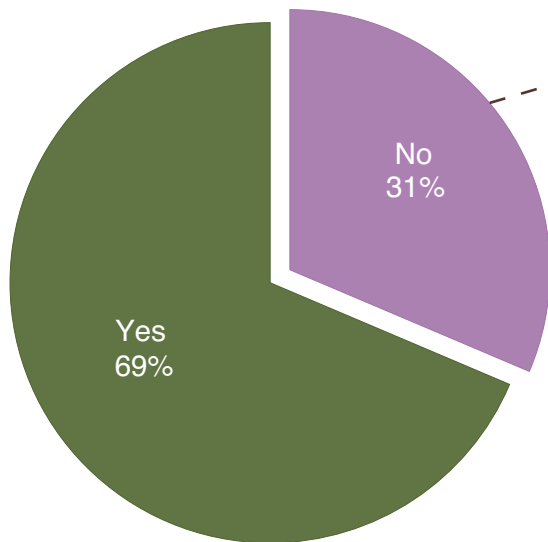


## Who helped you the most with each of these?

|  |               |     |
|--|---------------|-----|
| Encouraged me to take advanced courses (AP, IB, etc.)    | Family Member | 39% |
| Worked with me to develop postsecondary and career goals | Family Member | 58% |
| Helped me select and apply to college(s)                 | Family Member | 70% |
| Provided me with information on paying for college       | Family Member | 48% |

Note: Options included athletic coach, family member, graduation coach, other administrator, principal, school counselor, teacher, other or no one. Table shows most frequent choice for each item.

## Did you or a family member submit a FAFSA (Free Application for Federal Student Aid)?

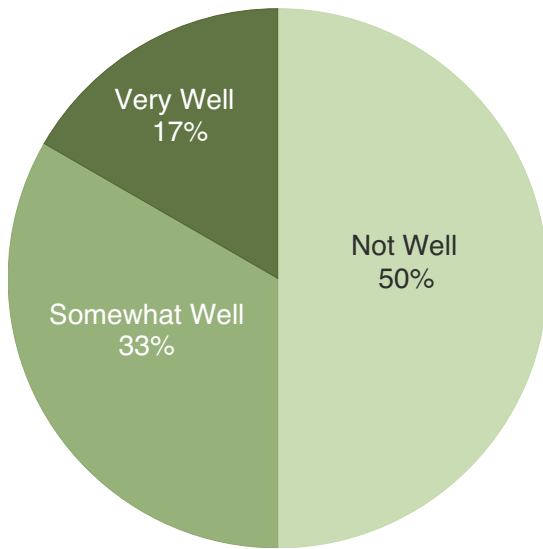


## Why did you or a family member not submit a FAFSA?

|  |     |
|--|-----|
| I do not need financial aid to attend college                  | 39% |
| My parents were not willing to provide financial information   | 1%  |
| My family did not think we would be eligible for financial aid | 17% |
| I did not know about the financial aid process                 | 35% |
| The process was too complicated                                | 2%  |
| Other  | 7%  |

## CAREER PREPARATION

**How well did your high school courses prepare you to immediately enter the workforce after graduation?**



Note: This question applied only to students who plan to enter the workforce and not pursue further education this Fall (N=6).

**Anticipated career fields of those seniors immediately entering the workforce after high school graduation:**

|  |     |
|--|-----|
| Agriculture, Agriscience & Plant/ Science Horticulture | 17% |
| Business   | 17% |
| Graphic Communications & Design                        | 17% |
| Marketing, Sales & Services                            | 17% |
| Nursing  | 17% |
| Other (Not Listed)                                     | 17% |

Note: This question applied only to students who plan to enter the workforce and not pursue further education this Fall (N=6). Students could select from 27 career fields. "Other (Not Listed)" indicates career fields that were not specified in the survey.

*The Senior Exit Survey was a joint venture between the Guidance & Counseling and Assessment & Accountability departments. The survey was implemented to: provide more accurate and detailed information on seniors' high school experience and postsecondary intentions to inform programmatic improvements; provide information to identify students for Summer PACE (Personalized Assistance for College Enrollment) and develop appropriate summer interventions; and incorporate existing district grant and evaluation requirements.*

*District and school staff can use these findings to improve instruction, programs and practices. Survey questions support Fulton County Schools' goals and objectives including those focused on **increasing the high school graduation rate and successfully preparing students for college and career.***